

Elara Fixed Income Fund Ltd.

USD 2919.36 NAV as of 31st May 2026

MTD : +1.15% / YTD: +4.49% / IRR (since inception): 10.34%

Authorised by: Bermuda Monetary Authority (BMA) | Manager: Elara Asset Management Ltd.

Fund Description

Elara Fixed Income Fund Ltd. follows an opportunistic, benchmark-agnostic investment strategy that allows flexibility across geographies, sectors, and capital structures, with a focus on emerging markets. The fund aims to deliver high total returns while actively managing volatility and currency risk associated with non-USD exposures.

Key facts

Bloomberg Ticker	ELARAFI BH
ISIN	BMG3095Q1050
Inception Date	23/11/2012
Total Expense Ratio¹	1.08%
Management Fee²	1.0% per annum
Fund Type	Open-ended
Investment Manager	Elara Asset Management Ltd.
Total Net Assets	<100 million USD
Fund Base Currency	USD
Performance Fee	5% of NAV increase
Redemption Fee	Zero

1. Excluding Performance Fee,
2. Accrued monthly payable quarterly

Accolades and Recognition



Winner at EuroHedge Awards 2021 in the Emerging Manager & Smaller Fund category

Finalist at the HFM European Performance Awards **2025** under two categories: (1) Credit – Long-term performance (5 years); (2) Emerging Market Debt

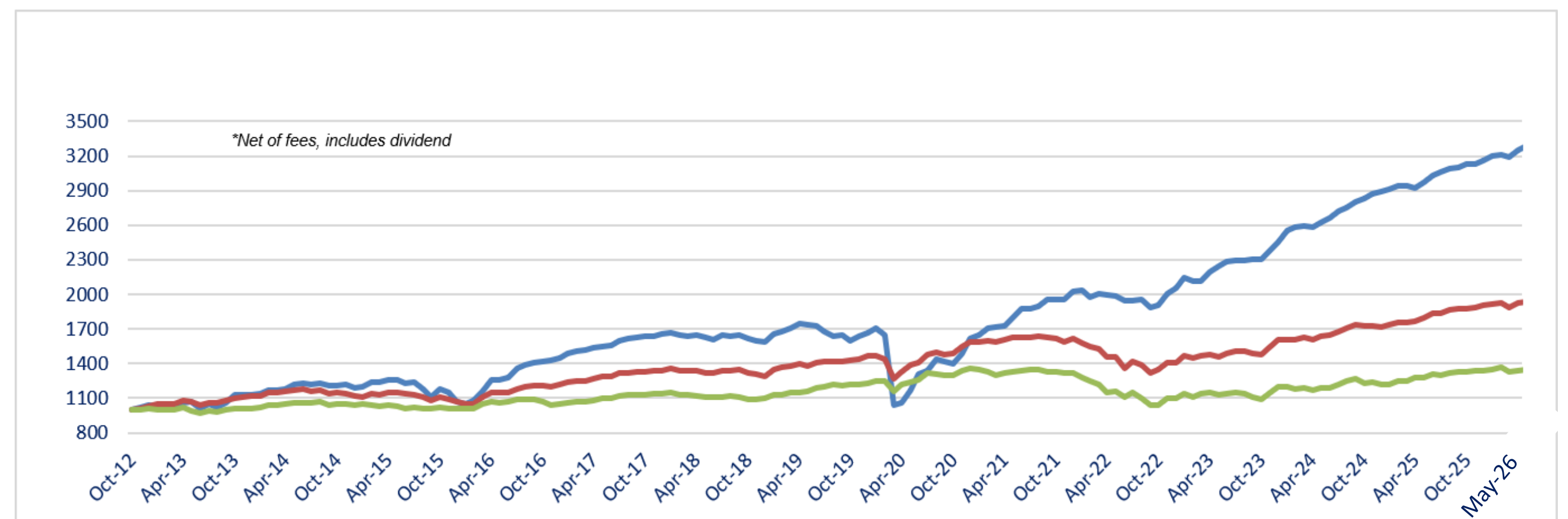
Finalist at EuroHedge Awards 2023 in the Emerging Manager & Smaller Fund Category

Finalist at the HFM European Performance Awards 2023 under two categories: (1) Credit – Long-term performance (5 years); (2) Credit – long/short

Finalist at the EuroHedge Emerging Fund Management Awards 2017 in the Credit & Fixed Income category.

Cumulative Performance (as of 31st May 2026)

- Elara Fixed Income Fund
- Bloomberg Global High Yield Corporate Total Return Index (LG50TRUU Index)
- Bloomberg Global Aggregate – Corporate TR Index Value Unhedged USD (I09805US Index)



Disclaimer: Past performance does not predict future results.
Source: Bloomberg (ISIN: BMG3095Q1050)

Trailing Performance (as of 31st May 2026)

	1 month	3 months	YTD	12 months	3 years**	5 years**	IRR (since 2012)*
Fund	1.15%	2.50%	4.49%	11.98%	15.87%	15.06%	10.34%
LG50TRUU Index	0.49%	0.62%	1.64%	7.51%	9.79%	3.55%	4.91%
I09805US Index	0.62%	-1.00%	0.61%	5.72%	6.19%	0.26%	2.25%

** Returns are calculated on an annualized basis

Annual Returns (Since Inception)

Year	2026	2025	2024	2023	2022	2021	2020	2019
Return	4.49%	10.78%	20.58%	23.55%	2.00%	30.36%	-3.67%	6.36%
Year	2018	2017	2016	2015	2014	2013	2012 *	
Return	-5.35%	16.94%	41.73%	-11.79%	5.55%	9.50%	3.76%	

*Since Nov 2012

Monthly Commentary

May saw constructive conditions persist across credit markets as optimism surrounding the Iran ceasefire and continued AI-driven investment supported risk appetite. The prospect of a tentative truce and the potential reopening of the Strait of Hormuz helped ease concerns over energy shortages, with WTI crude declining from \$103 to \$87 during the month. However, inflationary pressures remained elevated as higher energy costs and strong AI-related demand continued to bid up the prices of power, semiconductors and other inputs. Treasury yields moved higher amid reduced expectations for Fed easing, with markets increasingly pricing out rate cuts and even anticipating the possibility of a rate hike over the next twelve months. Despite these concerns, resilient economic growth and strong corporate earnings continued to underpin market sentiment

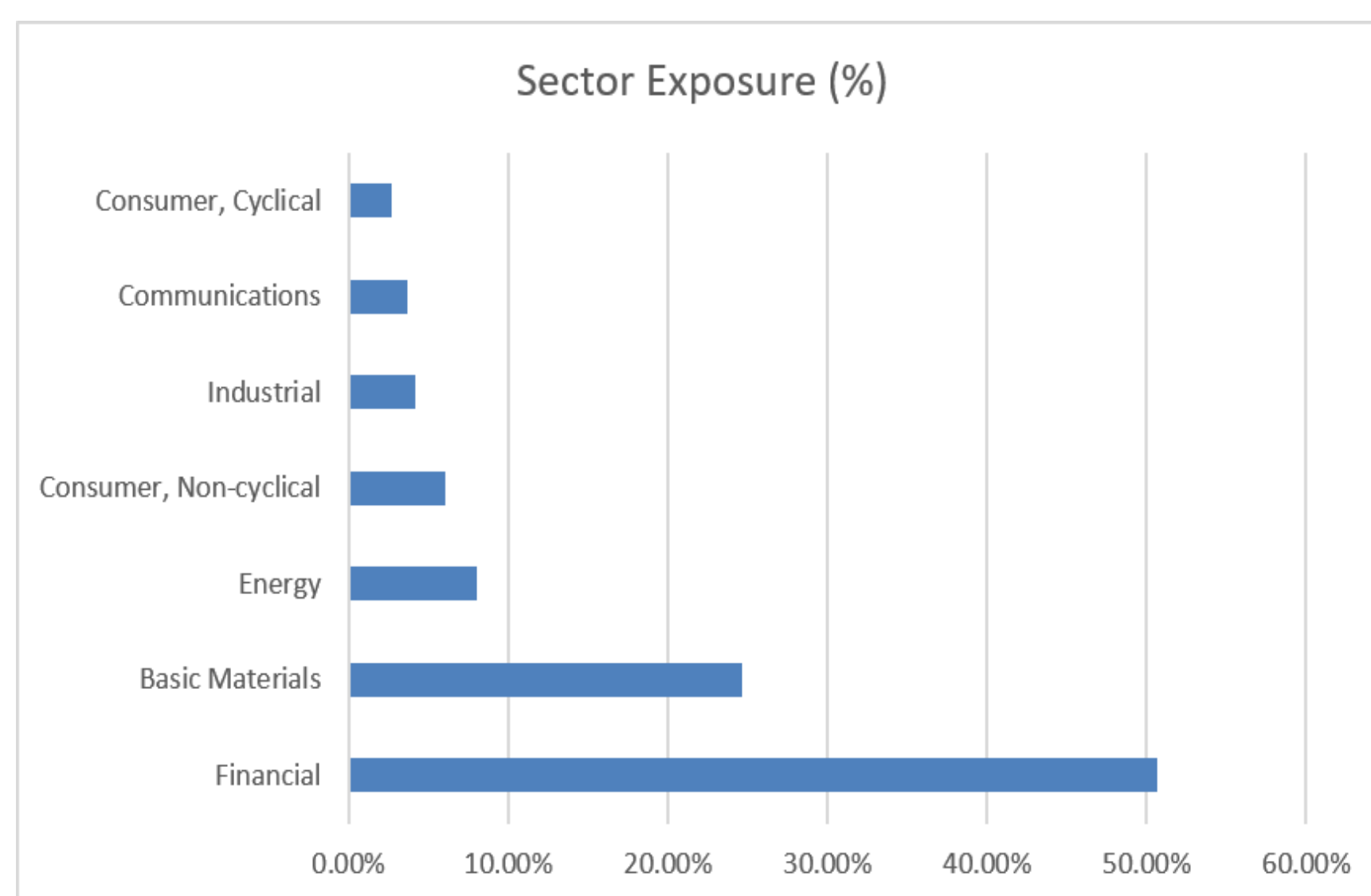
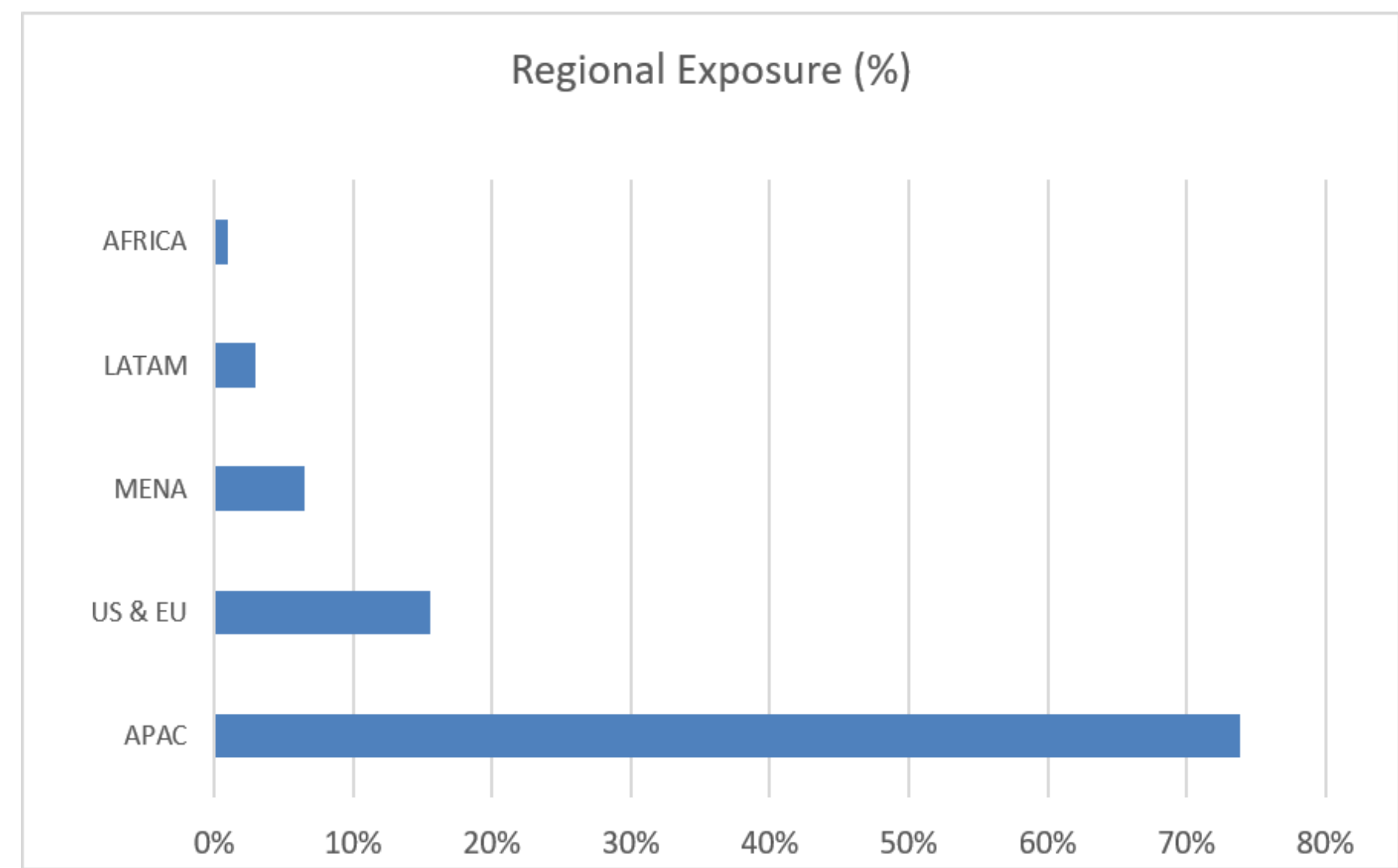
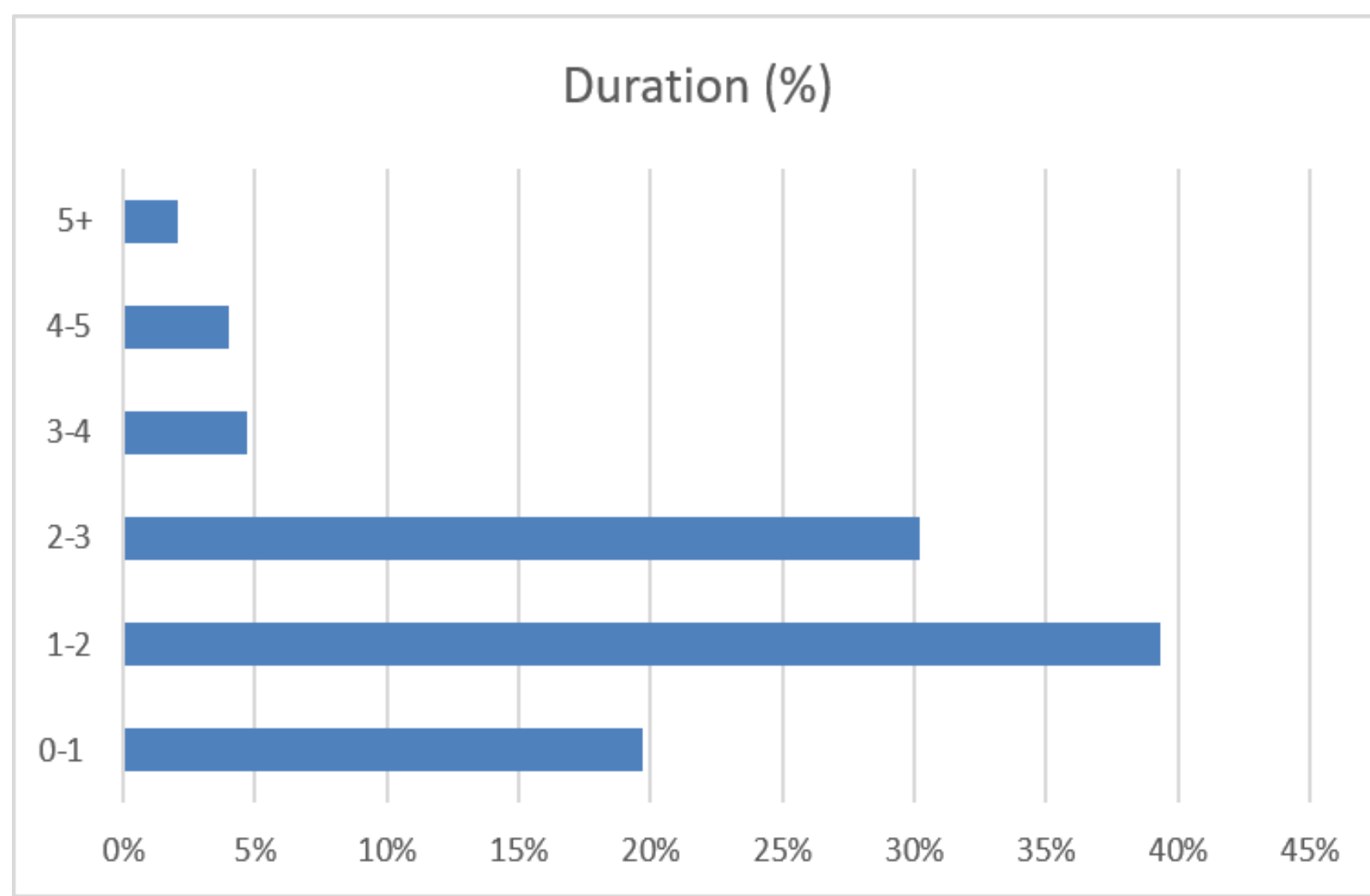
Within USD corporates, spreads tightened across ratings, with B-rated bonds outperforming modestly, while BBs and BBBs also participated in the rally. Sector performance was led by Materials and Technology, followed by Financials and Industrials, while Communications and Utilities lagged despite posting positive returns.

The Fund returned +1.15% in May, outperforming the Bloomberg Global High Yield Corporate Index (LG50TRUU, +0.49%) by 66 bps. While sentiment has improved, we remain cautious on macroeconomic risks and the implications of increasingly narrow credit spreads. We continue to monitor energy markets and private credit for any potential spillover risks.

About the Benchmark:

a. The Bloomberg Global High Yield Corporate Index (LG50TRUU Index) is a multi-currency measure of the global high yield corporate debt market. The index represents the union of the US High Yield, the Pan-European High Yield, and the corporate sector of the Emerging Markets (EM) Hard Currency High Yield Indices; and,
b. The Bloomberg Global Aggregate Corporate Index (I09805US Index) is a flagship measure of global investment grade, fixed-rate corporate debt. This multicurrency benchmark includes bonds from developed and emerging markets issuers within the industrial, utility and financial sectors.

Disclaimer: The information contained in this document is not an invitation or inducement to any person to purchase shares in the fund. Investment should be made on the basis of the prospectus, which should be read before investing. The value may be affected by fluctuations in exchange rates where assets of the Fund are denominated in currencies other than USD. The information contained in this document is provided by the investment Manager.



Fund Statistics

Average Duration	1.96
Average Coupon (%)	8.43
Sharpe Ratio	2.80

Source: Elara Asset Management Limited (Administrator: Apex Fund Services (Mauritius) Ltd.)

Risk and Reward Profile

Credit and Default Risk: A decline in the financial health of an issuer of a fixed income security can lead to an inability or unwillingness to repay a loan or meet a contractual obligation. This could cause the value of its bonds to depreciate.

Currency Risk: Changes in exchange rates may cause the value of investments to decrease or increase.

Liquidity Risk: Difficult market conditions could result in certain securities becoming hard to sell at a desired time and price.

Interest Rate Risk: Changes in interest rates will usually result in the values of bond and other debt instruments moving in the opposite direction (e.g., a rise in interest rates likely leads to fall in bond prices).


Accolades and Recognition



Winner at EuroHedge Awards 2021 in the Emerging Manager & Smaller Fund category



Finalist at the HFM European Performance Awards 2025 under two categories: (1) Credit – Long-term performance (5 years); (2) Emerging Market Debt



Finalist at EuroHedge Awards 2023 in the Emerging Manager & Smaller Fund Category.



Finalist at the HFM European Performance Awards 2023 under two categories: (1) Credit – Long-term performance (5 years); (2) Credit – long/short



Finalist at the EuroHedge Emerging Fund Management Awards 2017 in the Credit & Fixed Income category.

Overview

Elara Fixed Income Fund Ltd. is an open-ended fund incorporated in Bermuda. Its objective is to generate optimal returns by investing into corporate/government debt/bonds and other fixed income instruments on a leveraged basis. The Fund is ideal for those investors who want to diversify portfolio risk, receive steady income flow and yet do not wish to expose themselves to substantial market and credit risk.

Fund Manager: Elara Asset Management Limited

Fund Administrator: Apex Fund Services (Bermuda) Limited

For subscription and information, please get in touch with us at

Email: anushka.makhloga@elaracapital.com, aminfo@elaracapital.com | **Tel:** +44-7443672501, +230 404 8800 | **Website:** www.elaracapital.com

Address: 4th Floor | 19 Bank Street | Cybercity | Ebene 72201 | Mauritius